

MEMORANDUM
CITY OF ST. PETERSBURG

REVISED

To: Honorable Jeff Danner, Chair and Members of City Council

From: Michael Connors, Administrator *MC*
Internal Services

Date: September 3, 2009

Re: **Revisions to the First Reading of Tentative Budget Appropriations Ordinance and Report of Changes from the Recommended Budget**

The attached, revised agenda packet contains changes made to two documents (Attachment B and Attachment D) that were delivered to you previously:

Attachment B: Recap of Changes between the Recommended Budget & Proposed Budget Ordinance

Changes:

Page 7 – Other Funds Excise Tax Special Revenue Fund
This item was inadvertently omitted from the Recap.

Page 7 – Other Funds Emergency Medical Services Fund
There is another line in the report detailing wage increases so it is redundant to include wage expense again under the EMS category (-\$381,670).

The above changes do not require any changes in the appropriations ordinance.

Attachment D: Proposed Budget/Appropriations Ordinance

Changes:

Page 10 – ENTERPRISE FUNDS Sanitation Equipment
The amount budgeted was originally shown as \$1,351,700. The correct amount is \$1,799,700 which includes \$448,000 for sanitation container purchases.

Page 11 – SPECIAL REVENUE FUNDS\OPERATING Emergency Medical Services
The amount budgeted was originally shown as \$12,021,670. The correct amount is \$12,024,946. This brings the budget in-line with the county approved budget for EMS.


Page 12 - TOTAL – OPERATING BUDGET APPROPRIATIONS changed to \$569,548,086 as a result of the changes on pages 10 and 11 discussed above.

Both Attachments B and D have been noted “Revised 8.27.9” to signify the correct version for your review.

K-l a-c

**MEMORANDUM
CITY OF ST. PETERSBURG**

To: Honorable Jeff Danner, Chair and Members of City Council

From: Michael Connors, Administrator
Internal Services 

Date: September 3, 2009

Re: **First Reading of Tentative Budget Appropriations Ordinance and Report of Changes from the Recommended Budget**

Background: This report provides material for adoption of the tentative budget for FY10 and contains material related to the Public Hearing scheduled for September 3, 2009 at 6:00 PM in City Council Chambers. At that hearing, staff will present the first reading of the FY10 Appropriations Ordinance and certain material that is statutorily required to comply with the "Truth in Millage" (TRIM) law. Final action on the FY10 budget is scheduled to take place at the conclusion of the second Public Hearing scheduled for September 17.

Explanation: The Mayor's Recommended Budget for FY10 was submitted to City Council on July 1. In accordance with statutory requirements, two public hearings have been scheduled (September 3 and September 17) to solicit public input on the proposed FY10 budget. In preparation for the first of those public hearings, this report conveys the following material:

- Agenda for the September 3 Public Hearing- providing statutory requirements Attachment A
- Listing and description of all substantive changes made to both projected revenues and anticipated expenditures for FY10 since submission of the Recommended Budget on July 1. Attachment B
- Resolution which **tentatively** adopts the proposed millage of 5.9125 mills Attachment C
- Proposed Budget/Appropriations Ordinance Attachment D
- Resolution which **tentatively** adopts the budget at the first Public Hearing Attachment E

Adoption of Tentative Millage and Roll Back Rate

The proposed aggregate millage rate adopted by City Council on July 16, 2009 is 5.9125 mills. This is a 13.09% decrease from the rolled back (forward) rate of 6.8031 mills. The rolled back rate is the rate that will generate the same amount of revenue as the prior year given the current assessed property values (with exclusions provided by State Statute including new construction, newly annexed properties, etc.). City policy provides that ad valorem will be estimated at 96% to allow for early payment discounts, uncollectibles, and value adjustment board revisions. This provides revenue of \$83.109 million which will be used to partially offset the cost of police and fire services for the community.

The proposed millage rate along with the times and dates for the public hearings have been advertised by the Pinellas County Property Appraiser via TRIM notices mailed to all property owners. At this meeting Council will adopt the tentative millage rate, which cannot exceed the proposed adopted rate (without readvertisement). Council will also be asked to approve changes in the Recommended Budget which have occurred subsequent to July 1, 2009 and to tentatively approve the FY10 Budget with these changes. State Statutes require a very specific format for the adoption process which is outlined in the Agenda shown in Attachment A.

General Information

Several important points may be helpful to Council members in reviewing the attached material. First, the proposed ordinance sets appropriation levels for the General Fund, Special Revenue Funds, Enterprise Funds, Debt Service Funds, and for transfers between funds. It appropriates all Capital Project Funds for FY10, as provided for in the Recommended Capital Improvement Program. Additionally, the ordinance sets appropriations for Dependent Special Districts and establishes authorization levels for each of the City's Internal Service Funds. Only the portion of funding provided from fund balance or other external funding sources to partially offset the cost for internal service operations (if any) is included in the appropriation. The remaining portion of the Internal Service Funds does not require formal appropriations inasmuch as they are funded through charges to those departments which use their services. Setting an authorization level allows Council to establish a funding level for each internal service operation while avoiding duplicate appropriations.

Subsequent to development of the Recommended Budget, staff has continued to monitor revenue sources and evaluate both departmental budget requests and expenditure needs as more information becomes available. As a result, changes are proposed in several funds.

A summary of all of the changes are shown on the attached "Recap of Changes in the Recommended Budget for the Proposed Ordinance," Attachment B.

Recommendation/Action Required: It is recommended that City Council approve the tentative FY10 Budget/Appropriations Ordinance on first reading. It is further recommended that City Council then tentatively adopt the property tax millage rate and tentatively adopt the FY10 budget following the procedure set out in F.S. 200.065. Final action on the FY10 budget will occur at the conclusion of the September 17 Public Hearing.

**FIRST PUBLIC HEARING ON THE FISCAL YEAR 2010 MILLAGE RATE and BUDGET
CITY OF ST. PETERSBURG, FLORIDA**

City Council Chambers
St. Petersburg City Hall
Thursday, September 3, 2009
6:00 P.M.

AGENDA

- | | | | |
|----|---|------------------------------|--|
| 1. | Call to Order;
Announcement of Purpose
of Hearing; Opening of
Public Hearing. | Chair Jeff
Danner | Announce Purpose: Public Hearing on the tentative budget, the proposed millage rate and the Budget/ Appropriations Ordinance for Fiscal Year 2010. Start the Public Hearing. |
| 2. | First Reading of Budget/
Appropriations Ordinance
Title. | City Clerk | Read title of Budget/ Appropriations Ordinance. |
| 3. | Introductory Remarks | Mayor Rick
Baker | General remarks. |
| 4. | Presentation on the
Proposed FY 2010 Budget
and Rolled Back Rate. | Budget Director
Tim Finch | Brief power point presentation. First substantive issue to be discussed is percent increase, <u>if any</u> , in millage over the rolled-back rate necessary to fund the budget ... There is no increase. There is a decrease of 13.09% over the rolled back(forward) rate FS 200.065 (2) (e) |
| 5. | Receipt of Public
Testimony | Mayor and
Council | The general public shall be allowed to speak and ask questions prior to the adoption of the tentative millage rate and tentative budget by City Council. FS 200.065(2)(e) |
| 6. | Council Comments and
Discussion and Adoption
of changes to the
RECOMMENDED BUDGET or
Millage Rate. | Mayor and
Council | If Council makes changes to budget that will require change in millage go to step 7, otherwise go to step 8. |
| 7. | Re-compute tentative
millage rate if
necessary. | Budget Staff | Compute proposed millage rate and make changes to resolutions and Ordinance as required. FS 200.065(2)(e) |
| 8. | Announcement of Tentative
Millage Rate compared to
the Rolled-back rate | Chair Danner | Publicly announce: The tentative millage rate for the City of St. Petersburg is 5.9125 mills which is a 13.09% decrease over the rolled back(forward) rate of 6.8031 mills. |
| 9. | Adopt millage resolution. | City Council | Adopt resolution setting tentative millage rate. This must be done before adopting tentative budget and must have separate votes. FS 200.065(d)&(e) |

- | | | | |
|-----|---|---------------------|--|
| 10. | Adoption by Resolution of the Budget/ Appropriation Ordinance as the Tentative Budget | City Council | Adopt tentative budget (with any changes that have occurred from the Mayor's Recommended budget) after millage rate is adopted. |
| | | | <ul style="list-style-type: none"> a) Pass the amended ordinance on first reading; and b) Adopt, by resolution, the budget appropriations ordinance as the tentative budget. |
| 11. | Announcement of Date, Time, and Place of final public hearing | Chair Danner | <p>9. Publicly announce the date, time and place of the final public hearing.</p> <p>Thursday, September 17, 2009, 6:00 p.m., City Hall.</p> |
| 12. | Closing of public hearing | Chair Danner | <p>10. Close public hearing on the budget, the millage rate and budget/appropriation ordinance.</p> <p>Adjourn.</p> |

EXCERPTS FROM F.S. 200.065:

Paragraph 2(c): "Within 80 days of the certification of value pursuant to subsection (1), but not earlier than 65 days after certification, the governing body of each taxing authority shall hold a public hearing on the tentative budget and proposed millage rate. Prior to the conclusion of the hearing, the governing body of the taxing authority shall amend the tentative budget as it sees fit, adopt the amended tentative budget, recompute its proposed millage rate, and publicly announce the percent, if any, by which the re-computed proposed millage rate exceeds the rolled-back rate computed pursuant to subsection (1). That percent shall be characterized as the percentage increase in property taxes tentatively adopted by the governing body."

Paragraph 2(e): "1. In the hearings required pursuant to paragraphs (c) and (d), the first substantive issue discussed shall be the percentage increase in millage over the rolled-back rate necessary to fund the budget, if any, and the specific purposes for which ad valorem tax revenues are being increased. During such discussion, the governing body shall hear comments regarding the proposed increase and explain the reasons for the proposed increase over the rolled-back rate. The general public shall be allowed to speak and to ask questions prior to adoption of any measures by the governing body. The governing body shall adopt its tentative or final millage rate prior to adopting its tentative or final budget."

RECAP OF CHANGES BETWEEN THE RECOMMENDED BUDGET AND PROPOSED BUDGET ORDINANCE

**** CHANGES IN REVENUES ****

FUND	RECOMMENDED BUDGET	PROPOSED CHANGE	ORDINANCE	REASONS
<u>General Operating Fund</u>				
Ad Valorem	83,089,232	19,529	83,108,761	The certified value from the Property Appraiser's office came in greater than when the Recommended Budget was done, and the estimate of collections for next year has been revised.
Licenses & Permits Revenue	2,949,000	31,000	2,980,000	Revised estimate to bring in line with FY09 actuals.
Pinellas Hope Grant	0	150,000	150,000	Federal grant funds will be received for Pinellas Hope in FY10.
State Shared Revenues	4,713,022	(530,574)	4,182,448	State estimates for State Shared Revenues came in lower than estimated in the proposed budget.
Fire Department	662,720	(155,180)	507,540	The fire inspection fees and site plan fee increases (\$232,180) proposed in the Recommended Budget will not be done; however, adjustments of \$77,000 were made to bring Fire Off Duty Recoveries in line with FY09 actuals which will somewhat offset the decreased revenue projection.
Police Department Services	1,341,103	120,000	1,461,103	Revenue for off-duty services and School Resource Officer overtime have been adjusted based on historical trends.
Parks	1,260,025	17,000	1,277,025	Adjustments were made to bring Boyd Hill Nature Park revenue in line with FY09 actuals.
Library	694,676	25,399	720,075	The Library Department received information indicating that the City will receive an additional \$25,399 from the PPLC (Pinellas Public Library Co-op) in FY10.
Interest Earnings	1,102,000	(87,000)	1,015,000	Investment earnings have been revised based on current trends.
Utility Tax Transfer In	38,087,267	1,088,085	39,175,352	State estimates for Communication Services Tax came in higher than estimated in the proposed budget by \$258,577 which allows for a greater transfer to the General Fund. Also, in July, a 4% rate increase was approved for Progress Energy.
Local Option Transfer In	3,254,000	216,816	3,470,816	This fund accounts for revenue received from the City's share of local option gas tax. At the end of FY08, some of the revenue was not transferred because of when it was received. This transfers that revenue (\$375,910) into the General Fund and accounts for a reduction in the state estimate of \$159,094 as compared to the proposed budget.
Franchise Tax Transfer In	20,110,591	908,016	21,018,607	A 4% rate increase was approved for Progress Energy in July. This will increase their franchise tax payments to the City.
Excise Tax Transfer In	11,895,800	(671,234)	11,224,566	State estimates for Half-Cent Sales Tax and Tourist Development tax came in lower than estimated in the proposed budget which reduces the transfer to the General Fund.
Parking Fund Transfer	265,000	(250,000)	15,000	The General Fund will not loan the Parking Fund money in FY09 for CIP projects, so there is no need for a repayment in 2010.
Total General Fund	206,192,717	881,857	207,074,574	

RECAP OF CHANGES BETWEEN THE RECOMMENDED BUDGET AND PROPOSED BUDGET ORDINANCE

**** CHANGES IN REVENUES ****

Other Funds

Utility Tax Special Revenue Fund	38,087,267	1,088,085	39,175,352	State estimates for Communication Services Tax came in higher than estimated in the proposed budget by \$258,577 which allows for a greater transfer to the General Fund. Also, in July, a 4% rate increase was approved for Progress Energy.
Local Option Tax Special Revenue Fund	25,544,000	(1,674,374)	23,869,626	State estimates for Gas Tax and Sales Tax came in lower than estimated in the proposed budget.
Franchise Tax Special Revenue Fund	20,668,771	908,016	21,576,787	A 4% rate increase was approved for Progress Energy in July. This will increase their franchise tax payments to the City.
Excise Tax Special Revenue Fund	20,295,829	(671,263)	19,624,566	State estimates for Half-Cent Sales Tax and Tourist Development tax came in lower than estimated in the proposed budget.
Emergency Medical Services Fund	12,629,354	(651,995)	11,977,359	Reduction in amount of revenue received from the County.
Redevelopment Special Revenue Fund	9,738,364	(539,578)	9,198,786	Certified values from the Property Appraisers Office changed the values in the Tax Increment Financing (TIF) area, which then decreased the amount of the revenue that will be received in this fund from the City and the County.
CRA Tax Increment Fund	9,758,365	(539,578)	9,218,787	
Coliseum Operating Fund	821,751	(30,000)	791,751	Updated FY09 revenue estimates allows use of fund balance to decrease FY10 subsidy.
Water Resources Operating Fund	95,373,659	1,226,195	96,599,854	Updated FY10 revenue estimates.
Water Resources Debt Fund	12,040,421	3,039,000	15,079,421	Increased transfer from Water Resources for debt payments.
Stormwater Utility Operating Fund	12,047,285	38,600	12,085,885	Updated FY10 revenue estimates.
Sanitation Equipment Replacement Fund	1,706,000	369,000	2,075,000	Increase transfer from Sanitation Operating Fund.
Print Shop	462,000	(31,000)	431,000	Revenue estimates were reduced based on trends.
Medical Insurance	35,282,593	50,809	35,333,402	Revenue was adjusted to match the charges to departments.
Workers Compensation	6,542,832	178,859	6,721,691	Revenue was adjusted to match the charges to departments.

**** CHANGES IN REQUIREMENTS ****

<u>FUND</u>	<u>RECOMMENDED BUDGET</u>	<u>PROPOSED CHANGE</u>	<u>ORDINANCE</u>	<u>REASONS</u>
<u>General Operating Fund</u>				
Salaries & Benefits	149,732,335	1,808,461	151,540,796	Contracted increases for all unions were put into the budget (\$2,270,179), pension adjustments (-\$111,691) were made due to the latest actuarial study, and wage adjustments due to caps on pay grades (-\$350,027).
Housing	400,472	11,942	412,414	Adjustments were made to the Housing budget to reflect decreases in the transfers to the grant funds.
Neighborhood Services	1,378,438	25,076	1,403,514	
Transportation & Parking Management	425,376	34,344	459,720	Adjustments were made to correct these transfers that were already budgeted in a different line item.
Library	6,165,669	(50,000)	6,115,669	Additional reductions were taken in reference materials.
Human Resources	3,962,608	(20,000)	3,942,608	Additional reductions were taken in relocation fees.
Development Services	2,031,554	(6,000)	2,025,554	Additional reductions were taken in equipment purchases.
Real Estate & Property Management	859,833	(4,500)	855,333	Additional reductions were taken in several line items.

RECAP OF CHANGES BETWEEN THE RECOMMENDED BUDGET AND PROPOSED BUDGET ORDINANCE

**** CHANGES IN REQUIREMENTS ****

City Services	1,076,375	(14,000)	1,062,375	Additional reductions were taken in telephone charges.
Schools Programs	209,157	(3,000)	206,157	Additional reductions were taken in food and ice.
Electricity	4,199,832	200,000	4,399,832	In July, a 4% rate increase was approved for Progress Energy. The increased revenue will more than offset this increased expense.
Transfer to CRA	5,296,578	(253,898)	5,042,680	Certified values from the Property Appraisers Office changed the values in the Tax Increment Financing (TIF) area, which then decreased the amount that will need to be transferred into the TIF area.
Fire Department	31,238,438	(13,076)	31,225,362	During FY09, the department temporarily traded a vacant Firefighter position for a Fire Inspector position. The person in the Fire Inspector position has left City employment and we are changing the position back to the Firefighter position.
Coliseum Subsidy	200,000	(30,000)	170,000	Updated FY09 revenue estimates allows use of fund balance to decrease FY10 subsidy.
Contingency	1,000,000	(803,492)	196,508	Adjustment needed in contingency after all changes were made.
Total General Fund	206,192,717	881,857	207,074,574	

Other Funds

Union wage increases for all other funds totaled \$831,969 and is separate from the following changes.

Utility Tax Special Revenue Fund	39,933,267	1,088,085	41,021,352	Increased revenue from the Progress Energy rate increase is transferred to the General Fund.
Franchise Tax Special Revenue Fund	20,110,591	908,016	21,018,607	State estimates for Half-Cent Sales Tax and Tourist Development tax came in lower than estimated in the proposed budget.
Excise Tax Special Revenue Fund	20,295,829	(671,263)	19,624,566	Increased transfer to debt fund (\$3,039,000) and decreases in the amount paid into the pension funds.
Water Resources	96,002,532	3,031,972	99,034,504	The debt payment schedule was revised after new debt was issued in 2009.
Water Resources Debt	12,000,795	(410,080)	11,590,715	Increase in transfer to the Water Resources Operating Fund.
Water Cost Stabilization Fund	3,200,000	115,000	3,315,000	Increase transfer to Sanitation Equipment Replacement Fund (\$369,000) and decrease in the amount paid into the pension funds.
Sanitation Operating Fund	39,393,749	364,966	39,758,715	Increase funding for the purchase of containers.
Sanitation Equipment Replacement Fund	1,351,700	448,000	1,799,700	Certified values from the Property Appraisers Office changed the values in the Tax Increment Financing (TIF) area, which then decreased the amount of the revenue that will be received in this fund from the City and the County.
CRA Tax Increment Fund	9,738,364	(539,578)	9,198,786	
Marina Operating Fund	3,222,190	11,799	3,233,989	Funding for testing required for FDEP permit (\$12,000) and decreases in the amount paid into the pension funds.
Local Option Tax Special Revenue Fund	25,544,000	316,816	25,860,816	Increased transfer to (\$100,000) Neighborhood and Citywide Infrastructure Capital Improvement Fund, used fund balance to fund new project - Neighborhood Traffic Circulation Plans Pilot Program. The transfer to the General Fund was increased by \$216,816 due to changes in estimated revenue and the amount of available fund balance.
P.C. Replacement Fund	644,500	405,500	1,050,000	Increase P.C. Replacement fund to replace 184 laptops for Police Department. Normal cost for laptops is \$1,500; due to police laptops being hardened, cost is approximately \$4,000/laptop; also \$50,000 for PCs that are not compatible with the virtualization process.
Emergency Medical Services Fund	12,406,616	(381,670)	12,024,946	Changes to EMS agreement with the County.

RECAP OF CHANGES BETWEEN THE RECOMMENDED BUDGET AND PROPOSED BUDGET ORDINANCE

CAPITAL IMPROVEMENT FUNDS

**** CHANGES IN REVENUES ****

FUND	RECOMMENDED BUDGET	PROPOSED CHANGE	ORDINANCE	REASONS
Water Resources Capital Project Fund	35,850,000	(3,538,000)	32,312,000	The actual amount of bond proceeds increased in FY09, which reduced the amount of revenue required in FY10.
Neighborhood and Citywide Infrastructure	10,878,000	750,000	11,628,000	Used Local Option Tax Special Revenue Fund fund balance to fund new project - Neighborhood Traffic Circulation Plans Pilot Program. \$450K moved from City Facilities Cap. Imp. Fund. \$200K moved from Rec. and Culture Cap. Imp. Fund.
General Capital Improvement Fund	6,600,000	650,000	7,250,000	Added new grant revenue expected in FY10 (\$200K) for FDEP/LWCF Maximo Park Grant and an additional \$450K for Main Library HVAC Energy Block Grant.
City Facilities Capital Improvement Fund	1,780,000	(450,000)	1,330,000	Moved to Neighborhood and Citywide Infrastructure.
Recreation and Culture Capital Impr. Fund	6,619,000	(200,000)	6,419,000	Moved to Neighborhood and Citywide Infrastructure.
Bicycle/Pedestrian Safety Grants Capital Fun	5,563,000	(3,802,000)	1,761,000	Grants scheduled for FY10 arrived in FY09.

**** CHANGES IN REQUIREMENTS ****

FUND	RECOMMENDED BUDGET	PROPOSED CHANGE	ORDINANCE	REASONS
Water Resources Capital Projects Fund	10,715,000	(4,315,000)	6,400,000	The actual amount of bond proceeds increased in FY09, so transfers were not required from the operating reserve and Water Cost Stabilization Fund in FY09. The transfers were scheduled to be repaid in FY10, but are no longer needed.
Neighborhood and Citywide Infrastructure	7,616,000	1,190,000	8,806,000	New project - Neighborhood Traffic Circulation Plans Pilot Program. Increased Street and Road Project by \$459K and Curb Replacement Project by \$201K and added \$430K to Intown Mast arms to replace funds used for 1st and 2nd Street mast arms in FY09.
General Capital Improvement Fund	6,675,000	650,000	7,325,000	Added new grants expected in FY10 (\$200K) for FDEP/LWCF Maximo Park Grant and an additional \$450K for Main Library HVAC Energy Block Grant.
City Facilities Capital Improvement Fund	1,505,000	(450,000)	1,055,000	Main Library HVAC project reduced due to new funding source (Energy Block Grant Funding).
Recreation and Culture Capital Impr. Fund	7,095,000	(200,000)	6,895,000	Maximo Park project reduced due to new funding source (FDEP/LWCF Grant).
Transportation Impact Fees CIP Fund	2,625,000	(600,000)	2,025,000	Reduced funding for Intown Mast Arms. Project will now be funded out of Neighborhood and Citywide Infrastructure CIP Fund in FY10.
Bicycle/Pedestrian Safety Grants Capital Fun	5,563,000	(3,802,000)	1,761,000	Grants scheduled for FY10 arrived in FY09.

RESOLUTION NO. _____

**A RESOLUTION ADOPTING A TENTATIVE
MILLAGE RATE FOR THE FISCAL YEAR
ENDING SEPTEMBER 30, 2010; AND
PROVIDING AN EFFECTIVE DATE.**

WHEREAS, the amounts of money necessary to be raised from taxation to carry on the government of the City of St. Petersburg for the fiscal year ending September 30, 2010, have been tentatively determined;

NOW, THEREFORE, BE IT RESOLVED by the City Council of the City of St. Petersburg, Florida, that it has been determined that in order to raise and produce the funds necessary to carry on the government of the City of St. Petersburg for the fiscal year ending September 30, 2010, there is hereby levied for said year, the various taxes set out in Sections 1 and 2, inclusive of this Resolution, to wit:

SECTION 1. The tentative millage tax for the fiscal year ending September 30, 2010, is hereby fixed and adopted at 5.9125 mills on the dollar of the assessed value of property of every kind liable for or subject to taxation by the City of St. Petersburg, Florida.

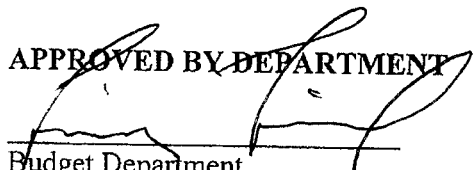
SECTION 2. The tentative millage referred to in the preceding Section shall be levied for the following purposes:

<u>Purpose</u>	<u>Mills</u>
General Fund Operating Levy	5.9125


SECTION 3. The tentative Operating Millage adopted herein is less than the rolled-back rate of 6.8031 computed pursuant to the TRIM Act (Section 200.065, Florida Statutes, 1991, as amended) by 13.09%. This percentage shall be known as the percentage decrease in property taxes adopted by the City.

This resolution shall become effective immediately upon its adoption.

APPROVED BY DEPARTMENT


Budget Department

APPROVED AS TO FORM AND SUBSTANCE


City Attorney

ORDINANCE NO. _____

AN ORDINANCE MAKING APPROPRIATIONS FOR THE FISCAL YEAR ENDING SEPTEMBER 30, 2010; MAKING APPROPRIATIONS FOR THE PAYMENT OF THE OPERATING EXPENSES OF THE CITY OF ST. PETERSBURG, FLORIDA, INCLUDING ITS UTILITIES, AND FOR THE PAYMENT OF PRINCIPAL AND INTEREST OF GENERAL OBLIGATION BONDS, REVENUE BONDS, AND OTHER OBLIGATIONS OF THE CITY OF ST. PETERSBURG, FLORIDA; MAKING APPROPRIATIONS FOR THE CAPITAL IMPROVEMENT PROGRAM OF THE CITY OF ST. PETERSBURG, FLORIDA; ADOPTING THIS APPROPRIATION ORDINANCE AS THE BUDGET FOR THE CITY FOR FISCAL YEAR ENDING SEPTEMBER 30, 2010; PROVIDING FOR RELATED MATTERS; AND PROVIDING AN EFFECTIVE DATE.

THE CITY OF ST. PETERSBURG DOES ORDAIN:

SECTION 1. For payment of operating expenses and obligations of the City of St. Petersburg, Florida, for the fiscal year ending September 30, 2010, that there is hereby appropriated out of any money in the Treasury of the City and any accruing revenues of the City available for said purposes to the Funds and for the purposes hereinafter set forth, the sum of monies shown in the following schedules:

OPERATING FUND**GENERAL FUND**

Police	85,015,042
Fire	31,491,582
City Development Administration	7,888,953
Neighborhood Services Administration	10,845,305
City Services Administration	30,828,474
General Government Administration	28,845,114
Internal Services Administration	<u>12,160,104</u>
Total – General Fund	\$ 207,074,574

ENTERPRISE FUNDS

Water Resources	99,459,249
Water Cost Stabilization	3,315,000
Stormwater	11,927,618
Sanitation	40,006,014
Sanitation Equipment	1,799,700
Airport	1,079,159
Marina	3,252,573
Golf Courses	4,042,362
Jamestown	481,863

Port	<u>685,050</u>
Total - Enterprise Fund	\$ 166,048,588

SPECIAL REVENUE FUNDS\OPERATING

Emergency Medical Services	12,024,946
Local Assistance Housing (SHIP)	200,000
Parking	4,492,840
Law Enforcement Trust	182,566
Grants Funds (CDBG, HOME, ESG)	4,117,543
Miscellaneous Trust Funds	1,500,000
Building Permit	3,726,818
Mahaffey Theater	3,552,760
Pier	2,842,612
Coliseum	810,945
Sunken Gardens	900,923
Tropicana Field	<u>2,635,192</u>
Total Special Revenue Funds\Operating	\$ 36,987,145

INTERNAL SERVICE FUND RESERVES

Fleet Management	19,260
Equipment Replacement	1,470,645
Information & Communication Services	901,772
PC Replacement	567,000
Print Shop	6,370
Health Insurance	1,574,807
Life Insurance	66,660
Commercial Insurance	443,300
Workers Compensation	<u>111,827</u>
Total-Internal Service Fund Reserves	\$ 5,161,641

TOTAL - ALL OPERATING FUNDS	\$415,271,948
------------------------------------	----------------------

SPECIAL REVENUE FUNDS\NON OPERATING

Utility Tax	41,021,352
Local Option Tax	25,860,816
Franchise Tax	21,018,607
Excise Tax	19,624,566
School Crossing Guard Trust	300,000
Weeki Wachee	60,000
Professional Sports Facility Sales Tax	2,000,000
Redevelopment (Tax Increment)	7,481,854
Assessment Collections	<u>177,151</u>
Total - Special Revenue Funds\Non-Operating	\$ 117,544,346

DEBT SERVICE FUNDS

First Florida Gov Financing Commission Notes	2,695,330
Bank of America Notes	1,173,020

Utility Tax Debt	2,824,500
Stadium (Excise Tax) Debt Service	8,802,032
Pro Sport Facility Sales Tax Debt	1,912,244
Redevelopment Debt Service	6,680,875
Water Resources Revenue Bonds	11,590,715
Stormwater Debt	<u>1,053,076</u>
Total – Debt Service Funds	\$ 36,731,792

TOTAL - OPERATING BUDGET APPROPRIATIONS \$569,548,086

SECTION 2. For the payment of capital improvements as set forth in the Capital Improvement program, there is hereby appropriated from the monies in the Treasury of the City and any accruing revenues of the City available for said purposes to the funds and for the purposes heretofore set forth, the sum of monies as shown in the following schedules:

CAPITAL IMPROVEMENT FUND

GENERAL CAPITAL IMPROVEMENT FUND

Plaza Parkway	200,000
Mahaffey Complex Improvements	3,800,000
Pier Improvements	2,500,000
Main Library HVAC	600,000
Neighborhood Partnership	25,000
Maximo Park Improvements	<u>200,000</u>
General Capital Total	\$ 7,325,000

HOUSING CAPITAL IMPROVEMENTS

Legal Collection	<u>50,000</u>
Housing Total	\$ 50,000

PUBLIC SAFETY CAPITAL IMPROVEMENTS

Hazmat Tractor Replacement	100,000
Fossil Park Fire Station 7 Renovation	150,000
Lakewood Fire Station 11 Improvements	945,000
Police Take Home Cruisers	<u>600,000</u>
Public Safety Total	\$ 1,795,000

NEIGHBORHOOD & CITYWIDE INFRASTRUCTURE IMPROVEMENTS

Bicycle Pedestrian Facilities	200,000
Bridge Reconstruction/Load Testing	120,000
Municipal Pier Repairs	250,000
Arterial Channel E Dredging	450,000
Small Boat Channel Dredging	50,000
Manhattan Casino Improvements	50,000
Blueway Trails	75,000
Intersection Modifications	100,000
Intown Mast Arms	430,000

Neighborhood Traffic Calming	250,000
Neighborhood Traffic Circulation Plans	100,000
Stop Sign Upgrade	50,000
Street Name Signs Upgrade	40,000
Neighborhood Partnership Grants	75,000
Railway Crossing 30 th Ave N & 28 th Street	156,000
Special Assessments	200,000
22 nd Ave N Road Reconstruction	450,000
Curb & Ramp Replacements	701,000
Sidewalk Reconstruction/Expansion	600,000
Street & Road Improvements	<u>4,459,000</u>
Neighborhood & Citywide Total	\$ 8,806,000

RECREATION & CULTURE IMPROVEMENTS

Athletic Facilities Improvements	80,000
Resurface Tennis & Shuffleboard Courts	200,000
Coliseum Improvements	50,000
Coliseum Land Acquisition	150,000
Coliseum Parking Lot Improvements	120,000
Branch Library Improvements	200,000
Mahaffey Theater Improvements	450,000
Coquina Key Improvements	350,000
Grandview Park Improvements	500,000
Kiwanis Park Improvements	265,000
Lake Maggiore/Boyd Hill	400,000
Maximo Park	500,000
Restrooms in Parks	70,000
Parking Lot Repairs	56,000
Parks Facilities Improvements	225,000
Parks Security Lighting	125,000
Pioneer Park	50,000
Play Equipment Replacement	185,000
School/Partnered Park Playgrounds	500,000
Spa Beach Improvements	125,000
Sunlit Cove Boat Launch Ramp	150,000
Pier Elevators	50,000
Pier Facility Improvements	325,000
Swimming Pool Improvements	244,000
Childs Park Center Addition/Improvements	1,150,000
Recreation Center Improvements	175,000
Sunken Gardens Park Improvements	100,000
Sunken Gardens Parking Options	50,000
Sunken Gardens Master Plan	<u>50,000</u>
Recreation and Culture Total	\$ 6,895,000

CITY FACILITIES CAPITAL IMPROVEMENT FUND

Environmental Cleanup Projects	50,000
Stadium Groundwater Monitoring	25,000

Stadium Environmental Cleanup	200,000
Fire Facilities Major Maintenance	100,000
City Facility Roof/Waterproofing	200,000
Infrastructure TBD	280,000
Main Library HVAC	<u>200,000</u>
City Facilities Total	\$ 1,055,000

WATER RESOURCES CAPITAL PROJECTS FUND

Reclaimed Water System Improvements	150,000
Sanitary Sewer Collection System	2,900,000
Potable Water Distribution System Improvements	<u>3,350,000</u>
Water Resources Total	\$ 6,400,000

STORMWATER DRAINAGE CAPITAL PROJECTS

Drainage Line Rehabilitation	250,000
Minor Storm Drainage	125,000
Golf Creek Culvert	950,000
Northeast Basin Jungle Lake	650,000
Shore Acres Tidal Backflow Prevention	<u>1,505,000</u>
Storm Drainage Total	\$ 3,480,000

AIRPORT CAPITAL PROJECTS FUND

Airfield Improvements	150,000
Loan Repayment	<u>1,656,000</u>
Airport Total	\$ 1,806,000

MARINA CAPITAL PROJECTS FUND

Marina Facility Improvements	235,000
Marina Piling Replacement	<u>165,000</u>
Marina Total	\$ 400,000

BICYCLE/PEDESTRIAN SAFETY GRANTS

North Bay Trail	1,532,000
Pinellas Trail Traffic Control	<u>229,000</u>
Bicycle/Pedestrian Total	\$ 1,761,000

TRANSPORTATION IMPACT FEES

City Trails – Bicycle	950,000
Downtown Intersections & Pedestrian Facilities	125,000
Sidewalks	200,000
Traffic Safety Program	250,000
Bus Rapid Transit Downtown	<u>500,000</u>
Transportation Total	\$2,025,000

TOTAL CIP FUNDS	\$41,798,000
------------------------	---------------------

SECTION 3. For dependent districts of the City, for the fiscal year ending September 30, 2010, there are hereby appropriated from the monies and revenues of said districts the sum of monies shown on the following schedule:

DEPENDENT DISTRICTS

Health Facilities Authority	14,000
Community Redevelopment Agency	<u>9,198,786</u>
Total - Dependent Districts	\$ 9,212,786

SECTION 4. Within the above appropriations, the following allocations are authorized:

INTERNAL SERVICE ALLOCATIONS

Fleet Management	15,755,550
Equipment Replacement	3,204,155
Municipal Office Buildings	2,476,027
Information & Communication Services	9,737,696
Computer Replacement	483,000
Radio Replacement	476,292
Materials Management	463,824
Print Shop	431,000
Health Insurance	35,333,402
Life Insurance	817,755
Self Insurance	2,380,659
Commercial Insurance	5,151,000
Workers Compensation	6,721,691
Billing & Collections	<u>9,099,942</u>
Total - Internal Services	\$ 92,531,993

NON-DEPARTMENTAL ALLOCATIONS

Community Support:

Social Services	426,000
Pinellas Hope/Emergency Beds	295,000
Turning Point	125,000
Arts	175,000
Festival of States	35,000
First Night	25,000
MLK Festival of Bands	35,000
Museum of History	12,000

Subsidies:

Mahaffey Theater	929,000
Pier	1,424,000
Coliseum	170,000
Sunken Gardens	198,000
Tropicana Field	1,250,000
Airport	188,000
Port	508,000


Transfers:	
FFGFC Debt	2,546,000
Tax Increment Financing	5,042,680
General Capital Improvement	75,000
Contingency	<u>196,508</u>
Total – Non-Departmental	\$ 13,655,188

SECTION 5. After passage of this ordinance, changes to the amounts listed in Sections 3 and 4 may be accomplished in the same manner as changes to appropriations within or between the sub-funds within what are considered the City’s two funds delineated in Sections 1 and 2 of this Ordinance (i.e. operating fund and capital improvement fund). Changes to appropriations within or between said sub-funds shall be accomplished pursuant to Section 2-129 of the St. Petersburg City Code.

SECTION 6. This appropriation ordinance is hereby adopted as the budget for the City of St. Petersburg for the fiscal year ending September 30, 2010.

SECTION 7. This ordinance shall become effective immediately upon its adoption.

APPROVED BY DEPARTMENT:



Budget Department

APPROVED AS TO FORM AND SUBSTANCE:



City Attorney

RESOLUTION NO. _____

**A RESOLUTION ADOPTING THE
TENTATIVE BUDGET FOR THE FISCAL
YEAR ENDING SEPTEMBER 30, 2010; AND
PROVIDING AN EFFECTIVE DATE.**

WHEREAS, a public hearing has been held on September 3, 2009, at 6:00 P.M. on the tentative budget and this City Council has made its amendments;

NOW, THEREFORE, BE IT RESOLVED by the City Council of the City of St. Petersburg, Florida: This City Council adopts Proposed Ordinance ____ as the tentative budget for the fiscal year ending September 30, 2010.

This resolution shall become effective immediately upon its adoption.

APPROVED BY DEPARTMENT


Budget Department

APPROVED AS TO FORM AND SUBSTANCE


City Attorney