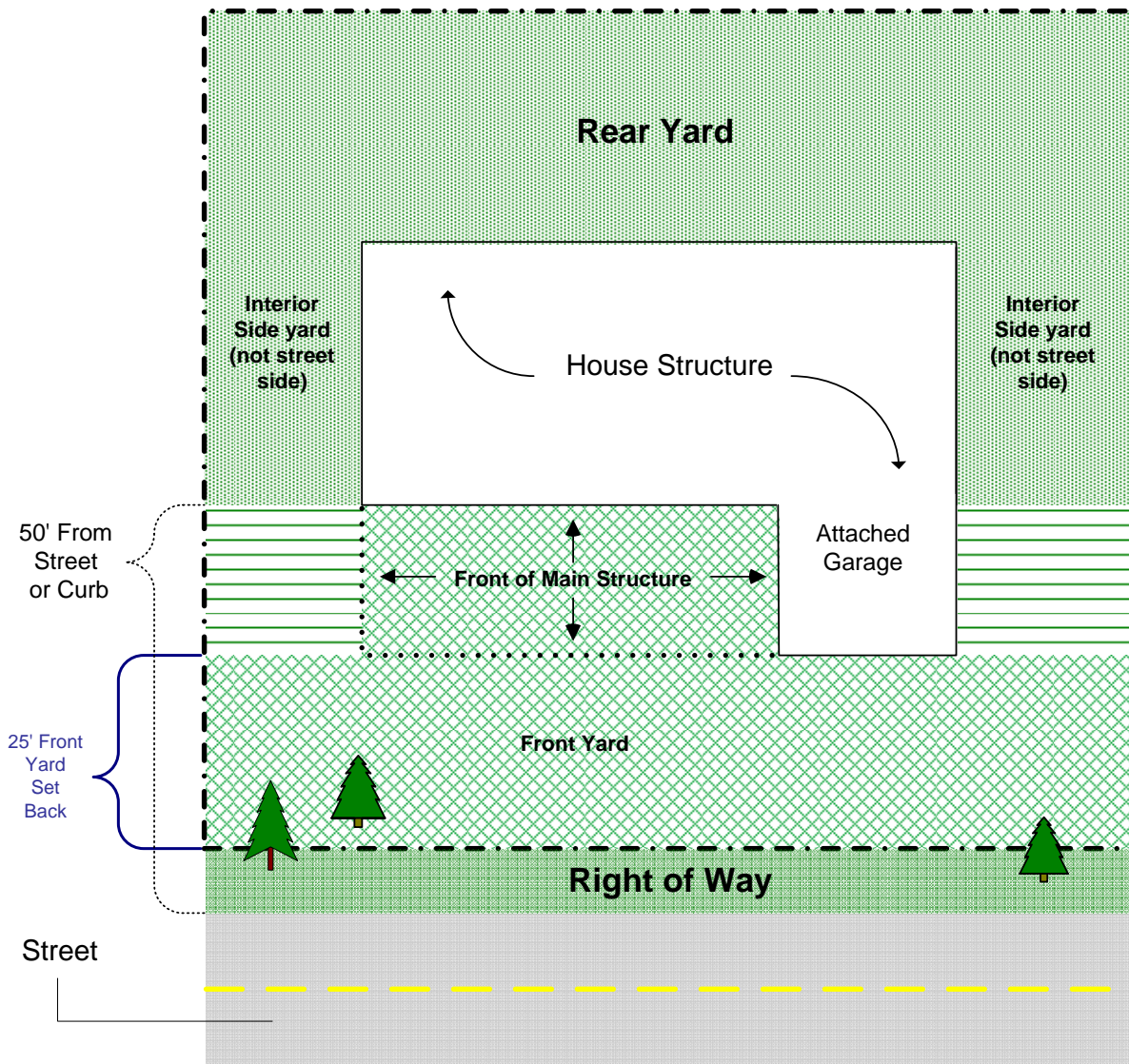





## Residential Domestic Equipment Storage (Interior Lots)

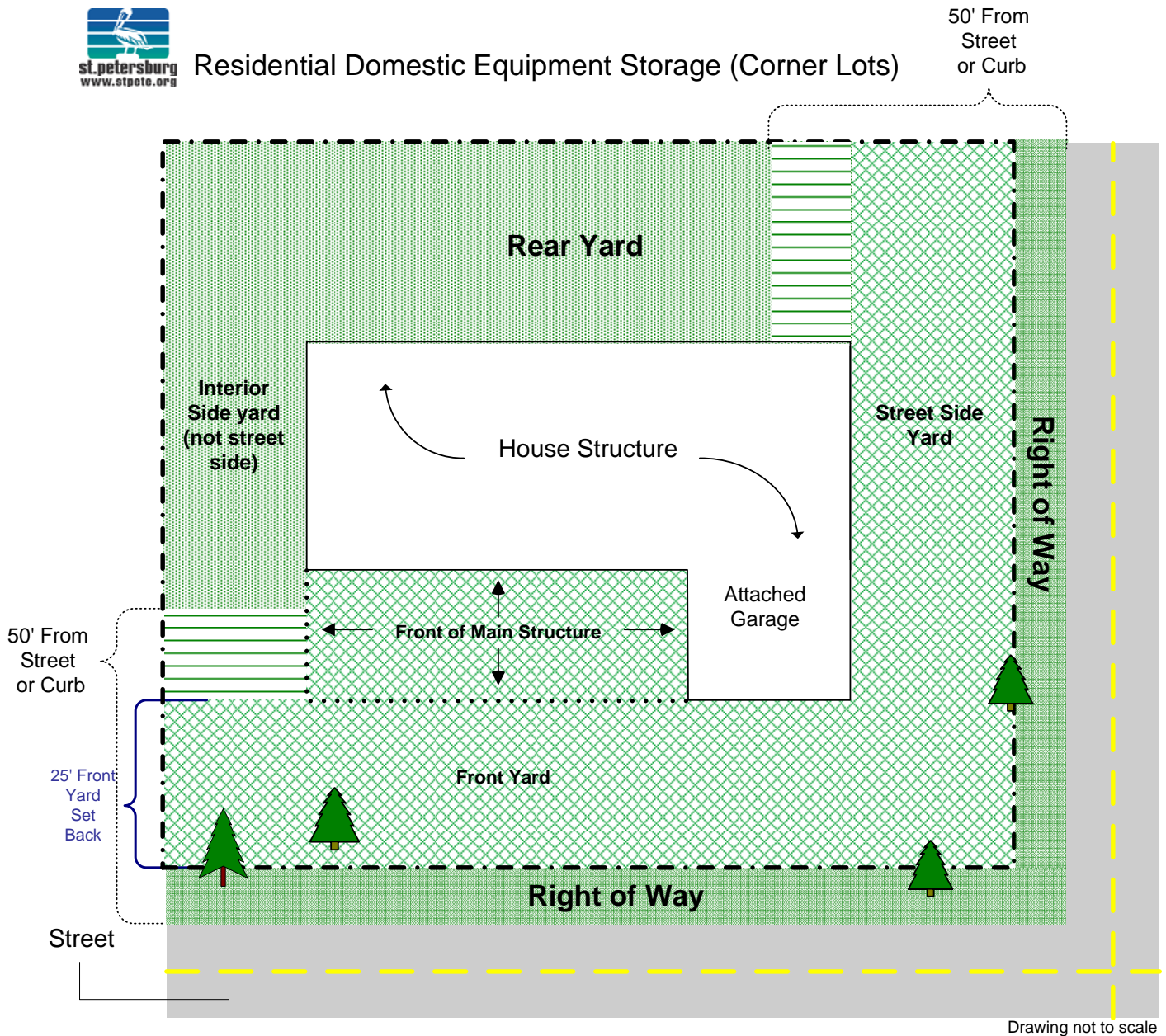





Drawing not to scale

- -- -- -- -- Property Line
-  Front Yard and Front of Main Structure - Domestic Equipment Not Allowed Except During Approved Hours
-  Areas Within 50' of Street - 6' Fence Shielding Required
-  Rear Yard and Interior Side Yard - Domestic Equipment Allowed Anytime

Domestic equipment includes boats, utility trailers, camper trailers and recreational vehicles. Domestic equipment may only be parked in the prohibited areas on weekends from Thursdays beginning at 4:00 pm until Mondays ending at 8:00 am. No more than two pieces of domestic equipment (not to exceed 35 feet in length, 8 feet in width, and 12 feet in height) may generally be parked on any one residential lot in the rear or interior side yard of a lot anytime, however depending on the arrangement of the lot or proximity to the street, required shielding or other rules may apply. Parking is not permitted in a waterfront yard. For additional information see Residential Domestic Equipment Storage (Corner Lots), for residential lots located on corners at street intersections.

## Residential Domestic Equipment Storage (Corner Lots)



- Property Line
-  Front Yard, Front of Main Structure, and Street Side Yard - Domestic Equipment Not Allowed Except During Approved Hours
-  Areas Within 50' of Street - 6' Fence Shielding Required
-  Rear Yard and Interior Side Yard - Domestic Equipment Allowed Anytime

Domestic equipment includes boats, utility trailers, camper trailers and recreational vehicles. Domestic equipment may only be parked in the prohibited areas on weekends from Thursdays beginning at 4:00 pm until Mondays ending at 8:00 am. No more than two pieces of domestic equipment (not to exceed 35 feet in length, 8 feet in width, and 12 feet in height) may generally be parked on any one residential lot in the rear or interior side yard of a lot anytime, however depending on the arrangement of the lot or proximity to the street, required shielding or other rules may apply. Parking is not permitted in a waterfront yard. For additional information see Residential Domestic Equipment Storage (Interior Lots), for residential lots that are not located on corners at street intersections.