

**ST. PETERSBURG CITY COUNCIL
BUDGET, FINANCE & TAXATION COMMITTEE**

AGENDA

March 8, 2018
8:00 am – City Hall – Room 100

Members: Charlie Gerdes, Chair, Ed Montanari, Vice Chair, Darden Rice, Amy Foster

Alternate: Gina Driscoll

Support Staff: Kewa Wright, City Council Administrative Aide

A. Call to Order

B. Approval of Agenda

C. Approval of Minutes

1. February 22 2018

D. New/Deferred Business

1. March 8, 2018

- a. 2018 Property Insurance Renewals (**Chris Guella/Blaise Mazzola**)
- b. Social Action Funding Program (**Theresa Jones**)

F. Upcoming Meetings Agenda Tentative Issues

1. March 22, 2018

- a. External Audit (**Anne Fritz**)
- b. Review of Recommended Investment Policy Changes (**Anne Fritz**)

2. April 12, 2018

- a. 2018 Management Evaluation – Sanitation Department – Draft Scope of Work (**Brad Scott**)

G. New Business Item Referrals

H. Adjournment

ST. PETERSBURG CITY COUNCIL
BUDGET, FINANCE & TAXATION COMMITTEE

Minutes

February 22, 2018

8:00 – City Hall – Room 100

Present: Committee Members - Chair Charles Gerdes, Darden Rice, Amy Foster, Ed Montanari and Gina Driscoll (alternate).

Also: Chief Assistant City Attorney, Jeannine Williams; City Administrator, Dr. Kanika Tomalin; Procurement and Supply Management Director, Louis Moore, Budget and Management Director, Elizabeth Makofske, Grants Officer, Shrimatee Ojah Maharaj, Administrative Aide to City Council, Kewa Wright; Senior Deputy City Clerk, Cathy E. Davis

A. Call to Order

Chair Gerdes called the meeting to order at 8:00 am with the above persons present.

B. Approval of Agenda

CM Rice made a motion that the agenda be approved. All were in favor of the motion.

C. Approval of Minutes - February 8, 2018

Council Member Foster made a motion that the minutes be approved as written. All were in favor of the motion.

D. New/Deferred Business

1a. Quarterly Grants Report

Ms. Ojah Maharaj started the discussion by providing a brief background of the City's Grants Management Program Model. The goal of the program is to supplement the General Fund. Compliance and management are paramount when receiving funding from the federal government. The Grants Working Group reviews proposed grants before submittal on a monthly basis. The group is comprised of City staff (administrators, directors and legal staff) and our grants model is replicated by Raleigh, NC and San Diego, CA.

For the first quarter of 2018, the City was awarded 8 major grants totaling \$4.4 million dollars. Of these, 3 were from HUD, 3 from FDOT, one from the State Housing Initiative Program and one for the Parks and Recreation Department after school program. The grants working group reviewed 7 grants for the first quarter of FY18. Of those, the City received 2, is awaiting the results of 4 grants and did not receive 1. She also gave the Quarter 1 historical comparisons from FY00 to FY18 and the 17 year history of grants awarded to the City.

Ms. Ojah Maharaj pointed out the spike in FY08 was due to the economic downfall and many agencies were receiving funding.

The following grants was recently submitted: Assistance to Firefighters Equipment Grant, requesting \$150k (FEMA); Safe Routes to School Grant, requesting \$1.5 million (FDOT); Place Making Grant, requesting \$50k (Forward Pinellas); Health in All Policies in Pinellas County and awarded \$105k (Florida Department of Health); and Healthies Cities & Counties Challenge Interim Award-Food Medicine Grant and awarded 10k (American Public Health Association).

Ms. Ojah Maharaj informed the committee of the internal audit conducted on grants management for FY17 and there were no significant findings. CM Montanari inquired if FDOT grants will be going from an 80/20 match to 50/50. Ms. Ojah Maharaj stated that she will get back with him on information regarding his questions. CM Gerdes asked whether or not the Grants Working Group has an identified list of priorities/focus for grant applications for the upcoming year? CM Foster commented on HUD's requirements for matching funds to receive certain grants and suggested that the City set aside funds for this purpose. CM Montanari suggested a Grants Reserve Fund. Additionally, she suggested that management think of an "owning" department for grants such as Opioid grants.

1b. Minority Business Enterprise Disparity Study – Scope of Work

Mr. Moore provided the committee with a scope of work required to conduct a W/MBE Disparity Study. He outlined what the study will encompass. It includes a planning meeting with the consultant and City Council to obtain feedback on what would be effective in the program. The consultant will review the existing race/gender-neutral program and constitutional requirements; review of the City's procurement and contracting practices as it affects SBEs and W/MBEs; conduct an analysis of "availability" and "utilization" data, and an assessment of the disparity between these two characteristics, and anecdotal evidence of discrimination. The consultant will also perform an assessment of alternative remedies and prepare drafts and final reports.

CM Driscoll asked for clarification regarding the availability process. Mr. Moore explained that the consultant will determine the relevant market area in a particular category (i.e. transportation, construction, etc.) and establish statistical disparities between the proportions of MBEs awarded contracts and the proportion of MBEs available in the relevant market area. The consultant will peruse the procurement data base and the certified SBE list, sort through all the available minority vendors and document factual evidence provided over the years.

CM Rice inquired how many years of data will be reviewed. Mr. Moore explained that it could be 6 – 10 years of data. He further stated that \$250k will be budgeted in FY19 and anticipate having a vendor selected by August or September.

CM Montanari asked for an update on the current SBE ordinance to increase SBE goals, and if the two citizen appointments have been added to the SBE committee. Mr. Moore explained that the citizens' appointment is still a work in progress and currently they are at 3% of their 10%

goal. There was some general discussion regarding antidotal evidence to support a disparity study.

CM Foster made a motion to approve administration's draft statement of work as a basis to move forward with conducting a Disparity Study. All were in favor.

E. Upcoming Meetings Agenda Tentative Issues

1. March 8, 2018

- a. 2018 Property Insurance Renewals (**Chris Guella/Blaise Mazzola**)
- b. Social Action Funding Program (**Theresa Jones**)

2. March 22, 2018

- a. External Audit Report (**Anne Fritz**)
- b. Review Recommended Investment Policy Changes (**Anne Fritz**)

F. New Business Item Referrals

G. Adjournment

There being no further business, the meeting was adjourned at 9:00 am.

Resolution No. ____

A RESOLUTION APPROVING THE RECOMMENDATION OF THE BUDGET, FINANCE, AND TAXATION COMMITTEE TO APPROVE ADMINISTRATION'S DRAFT STATEMENT OF WORK AS A BASIS TO MOVE FORWARD WITH CONDUCTING A DISPARITY STUDY AND PROVIDING AN EFFECTIVE DATE.

WHEREAS, the Budget, Finance and Taxation Committee (Committee) met on February 22, 2018 and discussed a draft statement of work prepared by administration for a disparity study; and

WHEREAS, the Committee voted to approve administration's draft statement of work as a basis to move forward with conducting a disparity study; and

WHEREAS, the City Council approves of the recommendation of the Budget, Finance and Taxation Committee.

NOW, THEREFORE, BE IT RESOLVED By the City Council of the City of St. Petersburg that this Council hereby approves the recommendation of the Budget, Finance and Taxation Committee to approve administration's draft statement of work as a basis to move forward with conducting a disparity study.

This resolution shall become effective immediately upon its adoption.

LEGAL:

00363570

| | |
|---|----------------------|
| BUDGET, FINANCE AND TAXATION COMMITTEE | March 8, 2018 |
| PENDING/CONTINUING REFERRALS | |

| Topic | Return Date | Date of Referral | Prior Meeting | Referred by | Staff | Notes |
|--|--|------------------|---------------------|--------------|------------------------------|--|
| 2018 Property Insurance Renewals | 3/8/18 | Annual | | | Blaise Mazzola/Chris Guella | |
| Social Action Funding Program | 3/8/18 | Annual | | | Theresa Jones | |
| External Audit | 3/22/18 | Annual | | | Anne Fritz | |
| Review Recommended Investment Policy Changes | 3/22/18 | | | | Anne Fritz | |
| 2018 Management Evaluation | 4/12/18 Tentative | Annual | 10/12/17 1/25/18 | Ordinance | Brad Scott | Committee decided to discuss after the 2017 elections and discuss in Feb. 2018. Staff will present a list of all City department accreditations. 1/25/18: Staff will come back with a draft scope of work for the Sanitation Department |
| Quarterly Financial Reports | Q2: 5/10/18 Q3: 8/9/18 Q4: 11/15/18 | Quarterly | Q1: 2/8/18 | City Council | Anne Fritz Tom Greene | |
| Quarterly Grant Reports | Q2: 5/31/18 Q3: 8/23/18 Q4: 11/29/18 | Quarterly | Q1: 2/22/18 | City Council | Shrimatee Ojah-Maharaj | |
| Quarterly Report - SBE contracts | Q2: 5/31/18 Q3: 8/23/18 Q4: 11/29/18 | | Q1: 1/11/18 | Ordinance | Jessica Eilerman | 8/24/17 - Ordinance 293-H - quarterly reports to BFT |
| Draft Consolidated Plan and Proposed Budget. Approval of draft for publication and comment | Jun-18 | | | | | |
| 2019 Management Evaluation | 10/11/18 | Annual | | Ordinance | Brad Scott | |
| 2019 Health Insurance Renewal and Status update on current year health plan | 12/13/18 | Annual | | BF&T | Chris Guella and Vicki Grant | |


| | | | | | | |
|---|-----|---------|-------------------------------|----------------------------|------------------------------|---|
| Policy change in where we allocate revenue generated from foreclosure auctions and/or disposal of City owned properties | TBD | | | Amy Foster | | Referred at the 2/15 Council Meeting |
| Discussion of exceptions for legal defense fund suggested by Free Speech for People and process for retaining outside legal counsel | TBD | 11/2/17 | | Kennedy | | |
| Refer PILOF discussion | TBD | 1/26/17 | 8/17/17 | City Council - COW 1/26/17 | Kornell | Motion for FY19 initial budget presentation to include alternative to a proposed budget. |
| Customer Assistance Programs for Utilities | TBD | | 10/26/17 | | Kim Streeter | CM Gerdes a motion made to ask Administration to look into increased marketing for the voluntary assistance programs to rate payers, increased marketing for the one day a week garbage pick-up and re-implementing the LIFT-UP program |
| Utility Rate Study | TBD | | 7/27/17 9/28/17 11/9/17 | | Claude Tankersley/Anne Fritz | Administration to come back with marketing process and program options. |
| Water Utility Rates | TBD | | | | Claude Tankersley | |
| Minority Business Enterprise and consideration of a disparity study | TBD | 8/24/17 | 1/11/18 2/22/18 | Montanari | Louis Moore | 8/24/17 referral from Public Hearing - SBE Ordinance. 1/11/18: Will develop a scope of work and return in 6 weeks, 2/22/18: Vendor is slated to be selected in Aug/Sent |
| Discussion for use of Tourist Development Tax, including Arts Funding - Follow-up | TBD | 8/21/14 | | City Council | Joe Zeoli | Meeting to include David Downing of the TDC. Gerdes to follow-up |

BUDGET, FINANCE & TAXATION COMMITTEE
WEEKI WACHEE PROJECT LIST

March 8, 2018

| <i>TOPIC</i> | <i>DATE REFERRED</i> | <i>REFERRED BY</i> | <i>RETURN DATE</i> | <i>STAFF RESPONSIBLE</i> | <i>SPECIAL NOTES</i> |
|---|----------------------|--------------------|--------------------|--------------------------|--|
| Youth Sports Field at Thurgood Marshall Middle School | 10.06.16 | CM Wheeler-Bowman | TBD | McBee/Jefferis | |
| Maximo Park Project | 05.12.11 | Kornell | TBD | McBee/Jefferis | Referred to COW on 7/14/16 Scheduled COW on 7/28/16 \$150,000 allocated by council on 8/4/16 |
| | | | | | |
| | | | | | |

MEMORANDUM

TO: Members of Budget, Finance and Taxation City Council Committee
FROM: Christopher M. Guella, Director, Human Resources 
DATE: March 8, 2018
SUBJECT: Annual Renewal of the City of St. Petersburg's Property Insurance

The property insurance coverage currently in effect for the City of St. Petersburg has a renewal date of April 1, 2018. The City's property insurance coverage has three separate programs; the Water Resources Program, the General Property Program, and the Highly Protected Risk Program.

The property insurance industry incurred significant losses in 2017 due to many natural disasters, including Hurricanes Harvey, Irma, Maria, and Nate. Insured losses covered by the private sector and government-sponsored programs were the second largest on record, behind 2011. Accordingly, property insurance premium rates have substantially increased across the country.

As of the most recent renewal, the limit of insurance on the Water Resources Program was \$404,411,600, which is equal to the total insured value (TIV) of the property in the program. The deductible for Named Windstorm and Flood is 5% of the TIV at the affected location subject to a minimum of \$1,000,000. The deductible for all other perils is \$250,000. The Water Resources Program currently has four carriers who are responsible for their respective percentages of a loss.

The General Property Program consists of multiple insurers and multiple tiered layers of coverage with carriers at the primary layer insuring the initial amounts of a loss, and those in subsequent layers insuring higher loss amounts. Last year, the City of St. Petersburg also participated by self-insuring 10% of the \$50,000,000 primary layer of coverage, which equates to a risk of \$5,000,000 per occurrence. As of the last renewal, the TIV was \$758,261,881 and the current limit of insurance is \$333,000,000. The current deductible for Named Windstorm and Flood in the General Property Insurance Program is 5% of the total insured value at the affected location subject to a minimum of \$1,000,000. The deductible for all other perils is \$100,000.

The Highly Protected Risk Program consists of properties that have undergone extensive loss control inspections and have been determined to be a highly protected risk by the carrier's engineering consultants. There are currently two properties in this program; the Municipal Services Center and the Sundial Parking Garage. The program is insured for 100% of TIV which is \$62,428,500. The current deductible for Named Windstorm is 5% of TIV for the affected location, and has a flood deductible of \$500,000. The deductible for all other perils is \$100,000.

When evaluating reimbursement claims filed as the result of a disaster, FEMA considers among other factors the deductible for Named Windstorm and Flood considered to be "typical" for the geographic region. As can be seen from the attached chart detailing property insurance obtained by other cities in Florida, the 5% deductible for Named Windstorm and Flood is "typical".

Accordingly, it is likely that FEMA will look for the City of St. Petersburg to also have a 5% deductible for this coverage if claims reimbursement is considered.

The 2018 proposed Water Resources Program detailed in the attachments consists of four carriers and an insurance coverage limit of \$416,880,396 which equals the total insurable value at a premium of \$1,077,077. This represents a 7.49% increase in premium rate from 2017. There are two options for the Water Resources program. The first option is to include Terrorism coverage at an additional premium of \$15,436. Secondly, with the Biosolids and Capacity Improvements projects currently underway at the Southwest Water Reclamation Facility (SWWRF), an additional \$37,150,915 of TIV is expected to be added to the policy when the projects are completed. The current estimated completion date is December 2018. Accordingly, there is an option to grant approval up to the estimated additional premium of \$40,574 to add these new properties to the Water Resources program once completed. This would streamline the additions of these properties and prevent any temporarily uninsured or underinsured properties.

The 2018 proposed General Property Program detailed in the attachments provides a program with 14 participants including the City. The program offers insurance coverage with a total insurable value of \$757,055,226 and a total limit of \$338,000,000 at a premium of \$2,174,650 with the City's participation. This represents an 8.90% increase in premium rate from last year. There are two additional options for this program. The first option is to remove the City's 10% participation in the primary \$50,000,000 layer of coverage, which would result in \$169,640 of additional premium. The second option is to continue Terrorism coverage to Tropicana Field, Police Department Properties, City Hall, Albert Whitted Airport, and Al Lang Field for \$48,094 of additional premium.

The Highly Protected Risk program consists of one insurer and a coverage limit of \$63,248,500 which equals the total insurable value at a premium of \$230,877. This reflects a 0.33 % increase in last year's premium rate. The premium includes boiler and machinery coverage as well as terrorism coverage, and provides the City with additional \$10,000,000 of flood coverage and wind coverage equal to the TIV at the two insured locations.

The City's April 1, 2018 renewal also includes the General Property Program Boiler and Machinery policy at a premium of \$18,721; the Fine Arts policy at a premium of \$7,740.08; the Crime policy at a premium of \$20,048; and the Cyber Liability policy at a premium of \$21,907.

Staff recommends the Water Resources Program including NFIP Policies and Terrorism coverage. Staff recommends the General Property Program including the Boiler & Machinery coverage, NFIP policies, and Terrorism coverage on Tropicana Field, Albert Whitted Airport, City Hall, Police Department, and Al Lang Field. Staff also recommends the Highly Protected Risk Program including the NFIP policies. Finally, staff recommends the Fine Arts policy, Crime policy, and Cyber Liability policy. The total expenditure for the City including Brown and Brown's broker fee of \$82,800 is \$3,752,345.60. The total expenditure is \$279,728.27 more than the 2017 total expenditure, and is within fund budget for fiscal year 2018.

Upon completion of the Biosolids and Capacity Improvement projects at SWWRF staff recommends approval to add an estimated \$37,150,915 of coverage to the Water Resources Program at a cost not to exceed \$40,574 pending the adoption of the 2019 budget.

ATTACHMENTS:

Water Resource Program Comparison Highlights
General Property Program (Includes Tropicana) Comparison Highlights
Highly Protected Risk Program Highlights
Detailed Comparison of Property Insurance with Other Cities
List and Total Premiums of All Policies
Premium Comparison from 2006-2018
Proposed Resolution

City of St. Petersburg, Florida

Property Comparison Highlights (brief description as of 2-28-18)

Water Resources Program

| | Total Insured Value (TIV) | Limit of Insurance | Major Deductibles | Layers | # of Insurer Participants | Cost |
|--------|---------------------------|---|---|--------|---------------------------|---|
| 4-1-18 | 416,880,396 | 416,880,396 Sublimits: Flood Annual Aggregate All Zones: 50,000,000 Zones V & A: 20,000,000 | <u>Named Windstorm</u> 5% of TIV at affected location(s) (subject to a 1,000,000 minimum) Flood 5% of TIV at affected location(s) (subject to a 1,000,000 minimum) <u>All Other Perils</u> 250,000 | 1 | 4 | <u>1,077,077</u> 2,584 rate per mil TIV 7.49% increase over 2017 TRIA (terrorism): 15,436 Engineering: 16,000 NFIP Flood: 21,613 |
| 4-1-17 | 404,411,600 | 404,411,600 Sublimits: Flood Annual Aggregate All Zones: 50,000,000 Zones V & A: 20,000,000 | <u>Named Windstorm</u> 5% of TIV at affected location(s) (subject to a 1,000,000 minimum) Flood 5% of TIV at affected location(s) (subject to a 1,000,000 minimum) <u>All Other Perils</u> 250,000 | 1 | 4 | <u>972,109</u> 2,404 rate per mil TIV 7.51% decrease over 2016 TRIA (terrorism): 20,445 Engineering: 16,000 NFIP Flood: 16,360 |

Option 1: Include Terrorism Risk Insurance Act coverage - Cost: 15,436

SW Wastewater Treatment Plant - Biosolids and Capacity Improvements Projects

Option 2: Value estimate: 37,150,915 / Anticipated effective date: 12-31-18 / Cost estimate: 40,574

Major Underwriting Issues

- Coastal Wind & Flood: Large concentrated values at risk.
- Coastal Wind & Flood: Each underwriter has limited capacity available in the Tampa Bay area, which is selectively allocated.
- Coastal Flood: 167,084,758 of values in Flood Zones V and A (close to sea level)

City of St. Petersburg, Florida

Property Comparison Highlights (brief description as of 2-28-18)

General Property Program (including Tropicana, excluding Municipal Services Center, Sundial Parking Garage & Water Resources)

| | Total Insured Value (TIV) | Limit of Insurance | Major Deductibles | Layers | # of Layer Participants | Cost |
|--------|---------------------------|---|--|--------|-------------------------|---|
| 4-1-18 | 757,055,226 | 338,000,000 Sublimits: 100,000,000 combined maximum for Named Windstorm & Flood Named Windstorm limit is per occurrence and Flood limit is an annual aggregate | Named Windstorm 5% of TIV at affected location(s) (subject to a 1,000,000 minimum) <u>Flood</u> 5% of TIV at affected location(s) (subject to a 1,000,000 minimum) <u>All Other Perils</u> 100,000 | 5 | 14 | 2,344,290 <u>City Participation (169,640)</u> 2,174,650 3,097 rate per mil TIV 8.90% increase over 2017 Boiler & Machinery: 18,721 NFIP Flood: 11,982 Fine Arts: 7,741 Crime: 20,048 Cyber: 21,907 |
| 4-1-17 | 758,261,881 | 333,000,000 Sublimits: 100,000,000 combined maximum for Named Windstorm & Flood Named Windstorm limit is per occurrence and Flood limit is an annual aggregate | <u>Named Windstorm</u> 5% of TIV at affected location(s) (subject to a 1,000,000 minimum) <u>Flood</u> 5% of TIV at affected location(s) (subject to a 1,000,000 minimum) <u>All Other Perils</u> 100,000 | 5 | 14 | 2,156,245 <u>City Participation (158,057)</u> 1,998,188 2,844 rate per mil TIV 9.41% decrease over 2016 Boiler & Machinery: 18,802 NFIP Flood: 9,640 Fine Arts: 7,536 Crime: 19,954 Cyber: 21,371 |

Option 1: Remove City's 10% (5,000,000) per occurrence participation in the primary 50,000,000 layer - Additional Cost: 169,640

Option 2: Terrorism - Continue coverage on:

Tropicana Field, Albert Whitted Airport, City Hall, Police Dept. properties, and Al Lang Field - Additional Cost: 48,094

Major Underwriting Issues

- Coastal Wind & Flood: Large concentrated values at risk
- Coastal Wind & Flood: Each underwriter has limited capacity available in the Tampa Bay area, which is selectively allocated
- Coastal Flood: 160,385,770 of values are in Flood Zones V and A (close to sea level)
- Tropicana Field (337,256,400): Extraordinarily high single structure value (increases the probable maximum loss of the insurance program)
- Tropicana Field: Unique Aging Roof Construction (lack of historical and actuarial loss data makes insurers uncomfortable)

City of St. Petersburg, Florida

Property Comparison Highlights (brief description as of 2-28-18)

Highly Protected Risk Program (includes Municipal Services Center with Parking Garage and Sundial Parking Garage)

| | Total Insured Value (TIV) | Limit of Insurance | Major Deductibles | Layers | # of Insurer Participants | Cost |
|--------|---------------------------|---|--|--------|---------------------------|--|
| 4-1-18 | 63,248,500 | 63,248,500 <u>Flood Annual Aggregate</u> 10,000,000 | Named Windstorm 5% of TIV at affected location(s) <u>Flood</u> 500,000 per location <u>All Other Perils</u> 100,000 | 1 | 1 | 230,877 3,650 rate per mil TIV 0.33% increase over 2017 Boiler & Machinery: Included NFIP Flood: 5,401 TRIA (terrorism): Included with no option to delete |
| 4-1-17 | 62,404,500 | 62,404,500 <u>Flood Annual Aggregate</u> 10,000,000 | Named Windstorm 5% of TIV at affected location(s) <u>Flood</u> 500,000 per location <u>All Other Perils</u> 100,000 | 1 | 1 | 226,992 3,638 rate per mil TIV 1.89% decrease over 2016 Boiler & Machinery: Included NFIP Flood: 5,401 TRIA (terrorism): Included with no option to delete |

Major Underwriting Issues

- Coastal Wind & Flood: Large concentrated values at risk.
- Coastal Wind & Flood: Each underwriter has limited capacity available in the Tampa Bay area, which is selectively allocated.

Florida City FY 2017 Property Insurance Comparison

| Program | Wind Limits | Wind Deductible | Flood Limits | Flood Deductible |
|-----------------------|------------------------------------|--|---|--|
| St. Petersburg | | | | |
| General Property | Named: 100 Mil Unnamed: 333 Mil | Named: 5% w/ 1 Mil min Unnamed: 100,000 | 100,000,000 | 5% of TIV w/ 1 Mil min |
| Water Resources | Named/Unnamed: 404 Mil | Named: 5% w/ 1 Mil min Unnamed: 250,000 | All Zones: 50 Mil. Zones A&V: 20 Mil | 5% of TIV w/ 1 Mil min |
| Highly Protected Risk | Named/Unnamed:62 Mil | Named: 5%. Unnamed: 100,000 | 10 Mil Aggregate (two locations) | 500,000 per location |
| Tampa | | | | |
| Non-Water or Sewer | Named: 60 Mil Unnamed:160 Mil | 5% w/ 500,000 min | All Zones: 60 Mil | All Zones: 5% w/ 500,000 min Zones A&V: 100,000 |
| Water & Sewer Program | Named: 50 Mil Unnamed: 150 Mil | 5% w/ 500,000 min | All Zones: 50 Mil | 5% w/ 500,000 |
| Orlando | | | | |
| Property | 50 Mil | 3% w/ 500,000 min | 25 Mil | 500,000 |
| Ft. Lauderdale | | | | |
| Property | 50 Mil | 5 Mil on utilities Mil on non-utilities | 25 Mil | Zones A&V: 100,000 |
| Jacksonville | | | | |
| Property | 400 Mil | Named: 5%, w/ 25 Mil max Unnamed: 100,000 | All Zones: 400 Mil Zone A&V:100 Mil | Named: 5%, w/ 25 Mil max Unnamed: 100,000 |
| Miami | | | | |
| City Property | 40 Mil | 5% w/ 250,000 min | 55 Mil | All Zones: 5% w/ 250,000 min Zones A&V: 1 Mil |
| Utility Property | 15 Mil | Named: 3% w/ 1 Mil min Unnamed: 250,000 | 10 Mil | 3% w/ a 1 Mil min |

**Property Insurance Premiums
Effective April 1, 2018**

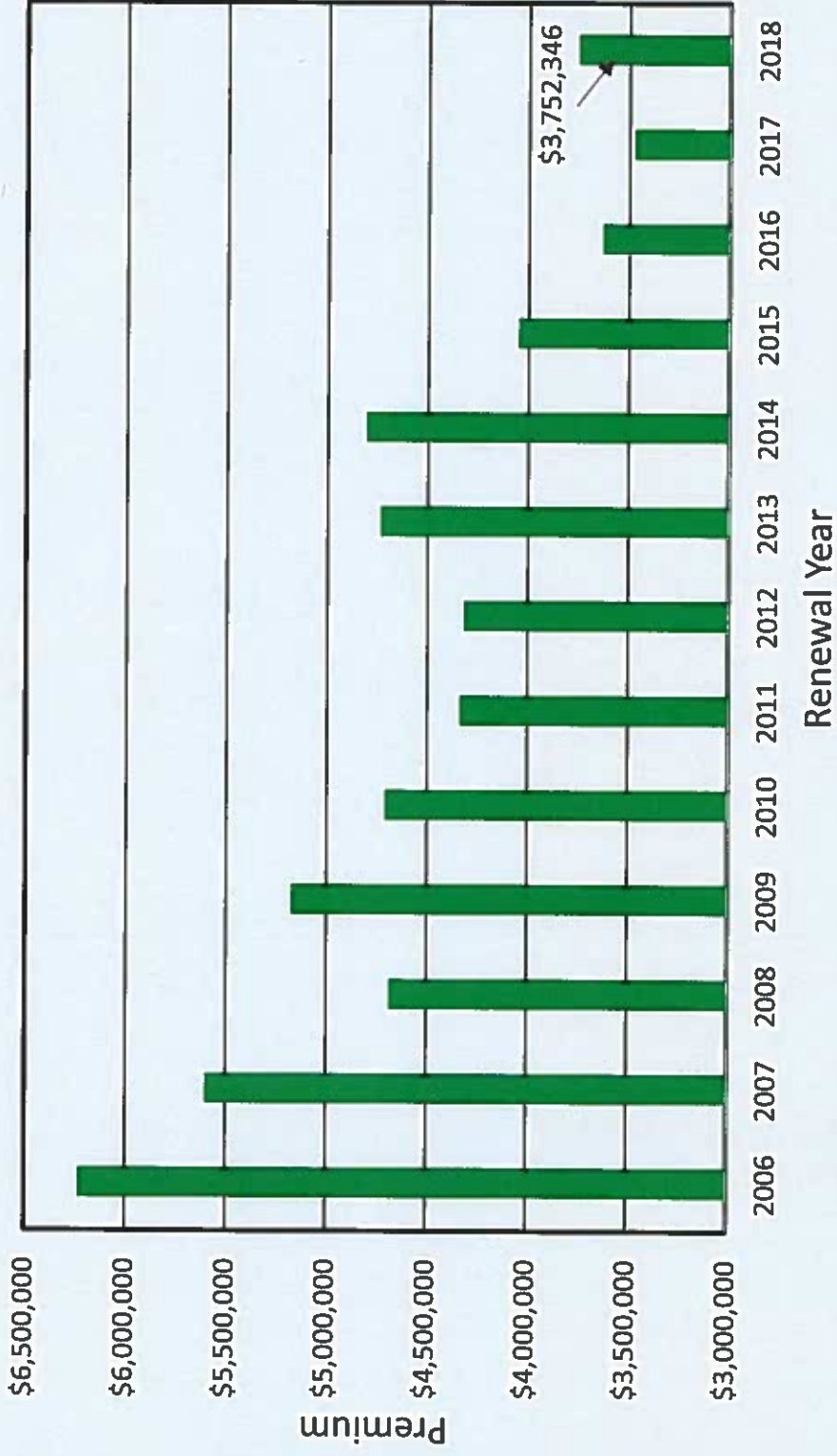
| General Property | |
|-------------------------|-----------------------|
| General Property | \$2,174,650.00 |
| Boiler & Machinery | \$18,721.00 |
| Fine Arts | \$7,740.08 |
| Crime | \$20,048.00 |
| Cyber | \$21,907.00 |
| Terrorism | \$48,094.00 |
| NFIP Flood | \$11,982.00 |
| Total | \$2,303,142.08 |

| Water Resources | |
|---|-----------------------|
| Water Resources Property | \$1,077,077.00 |
| TRIA (Terrorism) | \$15,436.00 |
| Engineering (Starr Tech) | \$16,000.00 |
| NFIP Flood | \$21,613.00 |
| Total as of 4/1/18 | \$1,130,126.00 |
| <i>Additional Coverage at SWWRF for completion of Biosolids/Capacity Projects</i> | <i>\$40,574</i> |
| Total on/around Dec. 2018 | \$1,170,700.00 |

| Highly Protected Risk (HPR) | |
|------------------------------------|---------------------|
| HPR Property | \$230,876.52 |
| Boiler & Machinery (included) | \$0.00 |
| TRIA Terrorism (included) | \$0.00 |
| NFIP Flood | \$5,401.00 |
| Total | \$236,277.52 |

| | |
|--|-----------------------|
| Total Premiums | \$3,669,545.60 |
| Broker Fee | \$82,800.00 |
| Total Expenditure as of 4/1/18 | \$3,752,345.60 |
| Total Expenditure as of Dec. 2018 | \$3,792,919.60 |

Property Insurance Premiums 2006-2018



Resolution No. 2018-_____

A RESOLUTION AUTHORIZING THE MAYOR OR HIS DESIGNEE TO ACCEPT THE PROPOSALS SUBMITTED BY BROWN & BROWN OF FLORIDA, INC. TO PROVIDE PROPERTY INSURANCE COVERAGE EFFECTIVE APRIL 1, 2018, AT A TOTAL ESTIMATED COST OF \$3,752,345.60 AND TO PROVIDE ADDITIONAL COVERAGE TO THE WATER RESOURCES PROGRAM ON OR ABOUT DECEMBER 2018 AT AN ADDITIONAL COST NOT TO EXCEED \$40,574 AND TO EXECUTE ALL DOCUMENTS NECESSARY TO EFFECTUATE THIS TRANSACTION; AND PROVIDING AN EFFECTIVE DATE.

WHEREAS, the City's current property insurance coverage expires as of March 31, 2018; and

WHEREAS, due to the limited number of markets for coverage of this nature and the specialized nature of property insurance programs of this scope, it was determined that it would be most advantageous for the City to utilize the firm of Brown & Brown of Florida, Inc. as its designated broker for the purpose of securing proposals for coverage for the policy period April 1, 2018 to March 31, 2019 at a fixed fee of \$82,800 (in lieu of 10% commission); and

WHEREAS, Brown & Brown of Florida, Inc. has secured a proposal to provide property insurance for properties assigned to the Water Resources Department for an insured value and limit of \$416,880,396 (fire and named and non named wind) and Flood annual aggregate (\$50,000,000 for all zones and \$20,000,000 for zones V & A) with a five percent Named Windstorm and Flood deductible for an approximate annual cost, including National Flood Insurance Policies, Terrorism Coverage, and Loss Engineering fee, of \$1,130,126 including taxes and assessments; and

WHEREAS, Brown & Brown of Florida, Inc. has estimated a cost of \$40,574 to add \$37,150,915 of coverage to the Water Resources Program related to the completion of the Biosolids and Capacity Improvement Project at Southwest Water Reclamation Facility on or about December 2018; and

WHEREAS, Brown & Brown of Florida, Inc. has secured a proposal to provide property insurance for the General Property Program including Tropicana Field for a total insured value of \$757,055,226 and a coverage limit of \$338,000,000 (fire & non named wind) with a combined coverage limit of \$100,000,000 for Named Wind Storm per occurrence and Flood annual aggregate with a five percent Named Windstorm and Flood deductible with the City self insuring ten percent of the first layer of \$50,000,000 coverage, for an annual cost of \$2,174,650, and then including the cost of Boiler & Machinery coverage, Fine Arts coverage, Crime coverage, Cyber Liability coverage, National Flood Insurance Policies, and Terrorism Coverage on Tropicana Field, Police Headquarters, City Hall, Albert Whitted Airport, and Al Lang Field, bringing the total cost with these and the general property program to \$2,303,142.08; and

WHEREAS, Brown and Brown of Florida, Inc. has secured a proposal for the Highly Protected Risk program which includes the MSC building and the Sundial Parking Garage for an insured value and limit of \$63,248,500, with a Flood Annual Aggregate of \$10,000,000, a 5% Named Windstorm deductible, a \$500,000 per location flood deductible, and a \$100,000 all other perils deductible for an



annual cost including National Flood Policies, Boiler and Machinery coverage, and Terrorism for an annual cost of \$236,277.52.

NOW THEREFORE, BE IT RESOLVED by the City Council of the City of St. Petersburg, Florida that the Mayor or his designee is authorized to (i) accept the proposals submitted by Brown & Brown of Florida, Inc. to provide property insurance coverage effective April 1, 2018, at a total estimated cost of \$3,752,345.60, and (ii) to add additional coverage to the Water Resources Program (on or about December 2018) upon completion of the Biosolids and Capacity Improvement Project at Southwest Water Reclamation Facility.

BE IT FURTHER RESOLVED that the Mayor or his designee is authorized execute all documents necessary to effectuate this transaction.

This resolution shall become effective immediately upon its adoption.

Approvals:

Legal: 
Budget: 

Administration: 

Legal: 00364941.doc V. 3



MEMORANDUM

TO: St. Petersburg City Council
Budget, Finance and Taxation Committee

FROM: Robert M. Gerdes, Administrator
Neighborhood Affairs

DATE: February 23, 2018

SUBJECT: Social Action Funding Program

In FY 2018, our Social Action Funding Program provided funding of \$478,800 to 15 agencies that serve our homeless and at-risk for becoming homeless citizens (See attached City Council Resolution). Social Action Funding recommendations are made by the Social Services Allocation Committee, comprised of 8 citizens and one City Council member, presently City Council Member Charlie Gerdes. As we prepare for the FY 2019 funding cycle, we request your guidance on how these funds should be utilized. Since 2011, eligibility for Social Action Funding has been limited to programs that provide homeless and homeless prevention services. While we're making significant strides in addressing homelessness, it continues to be a major issue in our city. At their November 15, 2017 meeting, the Social Services Allocation Committee voted to recommend to City Council that these funds again be restricted to programs that provide homeless/homeless prevention services. To guide you in your discussions, I am providing you with an overview of our homeless population, and the amounts currently budgeted by St. Petersburg for homeless/homeless prevention services in FY 2018. This includes the General Fund Revenue we provide through the Social Action Funding Program, targeted funding to our partners in the community who provide essential services to our homeless and at-risk populations, the Rapid Rehousing Initiative; which began in 2017, as well as the Federal and State funding we administer through our Housing and Community Development Department.

2017 Homeless Point-in-Time Count

| |
|--|
| Total Homeless: 6696 |
| Number of Chronic Homeless: 690 |
| Adults with Serious Mental Health Disorder: 26.1% |
| Adults with Substance Abuse Disorder: 23.2% |
| Percentage of Homeless Population who Reside in St. Petersburg: 65% |
| Number of Children Homeless, Doubled-up, or Precariously Housed: 2,430 |

General Fund Revenue-Funding of Homeless/Homeless Prevention Programs- \$1,777,433

- Social Action Funding Program: \$478,800 to local non-profit agencies that serve our homeless/at-risk citizens.
- Pinellas Safe Harbor: \$150,000 to the Sheriff to help with the operating costs of Safe Harbor, 450 bed shelter for homeless men and women.
- Pinellas Hope: \$100,000 to Catholic Charities to help with the operating costs for providing shelter at Pinellas Hope to 250 homeless men and women.
- St. Vincent de Paul, South Pinellas: \$148,633 for the CARE Center, a 24/7 program that provides overnight shelter (for up to 75 adult men and women per night), a day services program that provides meals, restrooms, showers, employment referrals, recreation programs, and case management services. Approximately 120 people utilize these services on a daily basis.
- Neighborly Care Network: \$50,000 for Meals on Wheels program, which provides frozen meals to people who reside in St. Petersburg and are on the waiting list for receiving daily hot meals.
- Golden Generations, Inc.: \$50,000 One-time funding from the BP Settlement Funds for financial assistance to operate My Sistah’s Place, a program which serves young women who have “aged out” of foster care and services include housing, career counseling, education, and supportive services.
- Rapid Rehousing: \$800,000 in General Fund Revenue (\$400,000 rolled over from FY 2017). This special initiative is a joint venture with Pinellas County Government to implement a rapid rehousing program for our most vulnerable, at-risk families and individuals.

Housing and Community Development Funding of Homeless Programs and Services - \$911,653

The Housing and Community Development Department administers the HUD funding St. Petersburg receives through the Community Development Block Grant, Emergency Solutions Grant, and Home Programs as well as the State

| | |
|---|---|
| CDBG (HUD Community Development Block Grant): | \$252,344 |
| ESG (HUD Emergency Solutions Grant): | \$132,010 (Included is \$50,000 for Rapid Rehousing Initiative) |
| HOME (HUD HOME Investment Partnerships Program): | \$352,299 |
| SHIP (State Housing Initiatives Partnership Program): | \$175,000 (Rapid Rehousing Initiative) |
| Total: | \$911,653 |

Resolution No. 2017-

A RESOLUTION APPROVING FUNDING FOR VARIOUS SOCIAL SERVICE AGENCIES IN THE AMOUNT OF \$478,800 FOR THE PERIOD OF OCTOBER 1, 2017 THROUGH SEPTEMBER 30, 2018 ON THE RECOMMENDATION OF THE SOCIAL SERVICES ALLOCATIONS COMMITTEE; AUTHORIZING THE MAYOR OR HIS DESIGNEE TO EXECUTE THE CITY'S FORM GRANT AGREEMENT AND ALL OTHER DOCUMENTS NECESSARY TO EFFECTUATE THESE TRANSACTIONS; AUTHORIZING THE CITY ATTORNEY OR HER DESIGNEE TO MAKE NON-SUBSTANTIVE CHANGES TO THE CITY'S FORM GRANT AGREEMENT; AND PROVIDING AN EFFECTIVE DATE.

WHEREAS, the City of St. Petersburg authorizes financial assistance to Social Service Agencies in the community; and

WHEREAS, the Social Service Allocations Committee has reviewed all eligible agencies and presented its recommendations for the period of October 1, 2017 through September 30, 2018; and

WHEREAS, each eligible agency is a voluntary, non-profit corporation which is open to the public and dedicated to a valid public purpose; and

WHEREAS, the funds are available in the Veterans, Social & Homeless Services Department (080-2327) budget; and

WHEREAS, all agencies to be funded, as specified below, met the requirements set forth in the grant application and will be required to execute the form grant agreement which sets forth the terms and conditions related to such funding.

NOW, THEREFORE BE IT RESOLVED by the City Council of the City of St. Petersburg, Florida, that on the recommendation of the Social Services Allocations Committee, the below agencies be funded, as listed, for the period of October 1, 2017 through September 30, 2018:

| Agency | Program | Amount | Use |
|---|--|---------------|---|
| 211 Tampa Bay Cares, Inc. | 211 Helpline-information and referral services | \$ 25,000 | Salary: 2-1-1 Contact Center Representative |
| Alpha House of Pinellas County, Inc. | Alpha House Residential Program | \$ 20,000 | Salary: Resident Aide/Cook, Life Skills Counselor and 9 Resident Aide Positions |
| Boley Centers, Inc. | Homeless Family Housing and Support Program | \$ 40,000 | Salary: Family Services Manager |
| Brookwood Florida, Inc. | Brookwood Florida | \$30,000 | Salary: Crisis Shift Worker |
| Community Action Stops Abuse, Inc. (CASA) | Emergency Shelter for Victims of Domestic Violence | \$ 40,000 | Shelter Operations Costs (office space, community kitchens, laundry, youth activities, crisis hotline, playground and support groups) |
| Catholic Charities, Diocese of St. Petersburg, Inc. | Pathways Case Management | \$26,800 | Salary: 2 Case Manager Positions |
| Daystar Life Center, Inc. | Homeless Prevention & Homelessness | \$40,000 | Financial Assistance with Rent, Utilities/Deposits, Transportation, Food, Medications, ID |

| Agency | Program | Amount | Use |
|---|--|----------------|---|
| Family Promise of Pinellas County | Interfaith Hospitality Network (IHN) | \$15,000 | Salary: Executive Director and Case Manager |
| Operation PAR, Inc. | St. Petersburg Homeless Street Outreach | \$38,000 | Discretionary Funds for the St. Petersburg Street Outreach Team |
| Pinellas County Homeless Leadership Board, Inc. | Homeless Services Coordination | \$25,000 | Salary: Chief Executive Officer |
| Pinellas Opportunity Council, Inc. | Emergency Assistance Program | \$40,000 | Client Emergency Financial Asst. with Basic Needs-Rent, Mortgage, Utilities, Food, Transportation, Clothing |
| St. Petersburg Free Clinic, Inc. | Beacon House Men's Residence | \$17,000 | Salary: Program Director |
| The Salvation Army of St. Petersburg | Residential Center for Families and Individuals | \$20,000 | Salary: Social Services Coordinator, Specific Assistance to Individuals |
| Society of St. Vincent de Paul South Pinellas, Inc. | POD Program | \$35,000 | Salary: Storage POD Attendant, CARE Center Manager & Operating Expenses |
| | Bridging Families | \$40,000 | Salary: Family Shelter Coordinator |
| WestCare GulfCoast-Florida, Inc. | Mustard Seed Inn-Rapid Rehousing at Davis-Bradley (MSI-RR) | \$27,000 | Salary: Case Manager, Lead Behavioral Health Technician, Data Coordinator |
| TOTAL | | 478,800 | |

BE IT FURTHER RESOLVED that the form grant agreement is hereby approved.

BE IT FURTHER RESOLVED that the City Attorney or her designee is authorized to make non-substantive changes to the form grant agreement.

BE IT FURTHER RESOLVED that the Mayor or his designee is authorized to execute the form grant agreement and all other documents necessary to effectuate these transactions.

This resolution shall become effective immediately upon its adoption.

APPROVED AS TO FORM AND SUBSTANCE:

City Attorney (Designee)